

Base Bid

AV System

This equipment is located: 2nd FI Courtroom

This equipment is shown on drawing: TA601

1001 Amplifier, Stereo 1x5 balanced distribution

Provide and install distribution amplifier. Configure for independent two-channel operation.

Recommended Equipment Kramer Electronics Ltd. VM-50AN
or Equivalent:

1002 Card, 2 line VoIP interface

Provide and install VoIP module. Coordinate connection to a data switch with Court IT staff. The connection may or may not be routed through the AV data switch in the AV rack.

Recommended Equipment Biamp Systems SVC-2
or Equivalent:

1003 Card, 4 channel mic/line input with acoustic echo cancellation input

Provide and install modular input card into main routing frame. Configure per manufacturer's instructions.

Recommended Equipment Biamp Systems SEC-4
or Equivalent:

1004 Card, 4 channel server output

Provide and install modular output card into main routing frame. Configure per manufacturer's instructions.

Recommended Equipment Biamp Systems SOC-4
or Equivalent:

1005 Extender, AVB to USB

Provide and install extender at a location within five (5) feet of USB device to be connected.

Recommended Equipment Biamp Systems EX-UBT
or Equivalent:

1006 Injector, 15W Gigabit Ethernet PoE

Provide and install PoE inserter for use with EX-UBT

Recommended Equipment Black Box LPJ000A-F-R3
or Equivalent:

1007 Microphone, Vertical array black 5-pin

Provide and install in witness desk. Cut holes for shock mounts after verification of location with consultant. Wire for 3-pin operation. Set angle for best pick-up.

Recommended Equipment Beyerdynamic North America Classis RM31-RC
or Equivalent:

1008 Mount, 1RU 3-unit rack

Provide and install rack mounting kit. Check model number before ordering. Provide and install fill panels for unused spaces in mount under this CLIN.

Recommended Equipment Kramer Electronics Ltd. RK-13
or Equivalent:

1009 Mount, Flush mount 5-pin XLR black microphone

Provide and install flush mount microphone mount in witness desk after verification of location with consultant. Cut hole in surface under this CLIN.

Recommended Equipment Beyerdynamic North America GMS-52
or Equivalent:

1010 Plate - See Drawings for Details

Provide and install custom 1-Gang or 2-Gang connection plate to be located at corresponding numbered location on floor plans. Locations shown on floor plans may vary slightly from actual field conditions and shall be verified before plate fabrication. Plates shall be engraved in black aluminum. Provide finished surface mount backbox enclosure such as FSR SMWB-1G-BLK or FSR SMWB-2G-BLK as required for surface mount installations. Mount boxes with plates tight under the countertop to avoid damage. See drawings for needed connections. Submit custom plate design for review and approval before fabrication.

Recommended Equipment Custom N/A
or Equivalent:

1011 Server, 48 channels of I/O and 1 DSP card with AVB interface

Provide and install all components needed for working DSP as indicated.

Recommended Equipment Biamp Systems SERVER-IO AVB
or Equivalent:

This equipment is shown on drawing: TA603

1012 omitted

1013 Engine, Large capacity control

Provide and install integrated control system processor in equipment rack. Provide rack mount kit if none provided with equipment. Provide all cables, connectors, and equipment service loops as required for a complete and operational system. Control system shall be programmed for multiple control locations as detailed in specifications. Program processor using newest version of manufacturer software available. Control panel layouts described in the specification that have been initially approved by the end user, shall be matched as closely as possible. Provide control panel layouts for review and approval during shop drawing phase as detailed in specifications. If Court-provided control panel layouts are to be matched to an existing system, the contractor shall still, if needed, be responsible for multiple iterations of control panel layouts to ensure that new features have been incorporated properly as defined in the specification.

Recommended Equipment Crestron Electronics AV4
or Equivalent:

1014 Panel, 10.1" Black desktop control touch

Provide and install control panel. Program GUI to match existing Extron control panel while also updating the system as needed for new features using the same style. Provide submittals of screen configurations for review, comment and revisions as needed.

Recommended Equipment Crestron Electronics TS-1070-B-S
or Equivalent:

1015 PDU, Power receptacle panel rack mount

Provide and install power distribution unit in rack. Mark switch on front for proper operation.

Recommended Equipment Middle Atlantic Products PD-915R
or Equivalent:

1016 Programming, GUI application

The primary GUIs that are to be used at the ECRO are to match the EXISTING Extron GUI modified only for new features. Quantity here represents the number of revisions to the first submittal.

Recommended Equipment Crestron Electronics N/A
or Equivalent:

1017 Relay, 15A controlled stand alone 2 outlet 120VAC power
Provide and install power switch as required for power savings. Provide separate control for audio and video components that can be safely turned on and off.

Recommended Equipment Middle Atlantic Products RLM-15-1CA
or Equivalent:

1018 Strip, 16 outlet 34" tall vertical power
Provide and install plug strip in back of rack. Connect equipment as indicated on drawings. Connect input of plug strip to UPS or other main power source as indicated on drawings.

Recommended Equipment Middle Atlantic Products PDT-1620C-NS
or Equivalent:

Client Furnished Equipment

AV System

This equipment is located: 2nd FI Courtroom

This equipment is shown on drawing: TA601

1019 Amplifier, 3-Channel 15 or 30W mixer power
Reuse mixer-power amplifier. Amplifier shall be moved to the new AV rack during on-site installation. Connect to existing judge's speaker at judge bench

Recommended Equipment TOA BG-130
or Equivalent:

1020 Amplifier, 450 watt 4 channel 70v power
Reuse power amplifier. Leave venting area in new rack space. Amplifier shall be moved to the new AV rack during on-site installation. Main power for amplifier shall be controlled by the audio zone relay switch. Calibrate amplifier gain settings for proper levels measured during testing and alignment.

Recommended Equipment QSC Audio CX204V
or Equivalent:

1021 Loudspeaker, 6" with built in transformer
Speakers are to be reused at their current locations in the ceiling. Rewire for new zone pattern. Test all speakers for distortion, rattle and other damage. Report any defects to the Court IT department immediate after discovery.

Recommended Equipment JBL Professional Control 26CT
or Equivalent:

1022 Loudspeaker, self contained desk 70V
Reuse existing speakers for CSO station and two conference rooms. Test all speakers for distortion, rattle and other damage. Report any defects to the Court IT department immediate after discovery.

Recommended Equipment JBL Professional Control 23T
or Equivalent:

1023 Microphone, gooseneck
Reuse existing microphones at existing locations. Court has provided bases for the microphones.

Recommended Equipment Audio-Technica U857Q
or Equivalent:

1024 System, IR Emmitter with modulator and headset Assistive Listening
Reuse existing assisted listening system in the current location. Test and rebalance audio inputs. Move modulator to the new AV rack during on-site installation.

Recommended Equipment Williams AV WIR SYS 90 ADV-2 channel
or Equivalent:

1025 System, Wireless handheld and microphone encrypted receiver
Reuse wireless microphone system. The receiver shall be moved to the new AV rack during on-site installation.

Recommended Equipment Shure Incorporated QLXD24/B58
or Equivalent:

1026 Transmitter, Wireless microphone beltack
Reuse wireless microphone beltack. Existing charger is to be reused. The beltack is fitted with a Shure MX series lapel microphone which is also to be reused.

Recommended Equipment Shure Incorporated QLXD1G50
or Equivalent:

This equipment is shown on drawing: TA603

1027 Rack, assembled 36RU
Use Court's stored empty rack. Rack can be removed from the courthouse if the integrator prefers to build the rack off-site.

Recommended Equipment HPE/Aruba HP 24516
or Equivalent:

1028 Switch, 48-port 48G 740W PoE+ data
Install and configure LAN switch to connect to AV equipment and court network. Configure in basic mode and do not initially configure for VLAN. Coordinate final connections and configuration with Court IT staff. The Court can ship the switch to the rack-build site so it does not have to be installed on-site if preferred.

Recommended Equipment HPE/Aruba HP Aruba 2930F
or Equivalent:

1029 UPS, 120V 1500VA rackmount
Reuse UPS. Leave 2RU rack space open for rack mount UPS. UPS shall be moved to the new AV rack during on-site installation. Connect LAN connection if provided.

Recommended Equipment TrippLite SMART1500LCDXL
or Equivalent:

The equipment listed on this page is for the Base Bid

SCHEDULE B-1					
CLIN	Item	Make/Model or Equivalent	Qty	Unit Price	Total Price
1000	EQUIPMENT/MATERIAL				
Base Bid					
AV System					
2nd FI Courtroom					
Audio System Functional Requirements * Refer to drawing TA601					
1001	Amplifier, Stereo 1x5 balanced distribution	Kramer Electronics Ltd. VM-50AN	1		
1002	Card, 2 line VoIP interface	Biamp Systems SVC-2	1		
1003	Card, 4 channel mic/line input with acoustic echo cancellation input	Biamp Systems SEC-4	5		
1004	Card, 4 channel server output	Biamp Systems SOC-4	3		
1005	Extender, AVB to USB	Biamp Systems EX-UBT	1		
1006	Injector, 15W Gigabit Ethernet PoE	Black Box LPJ000A-F-R3	1		
1007	Microphone, Vertical array black 5-pin	Beyerdynamic North America Classis RM31-RC	2		
1008	Mount, 1RU 3-unit rack	Kramer Electronics Ltd. RK-13	1		
1009	Mount, Flush mount 5-pin XLR black microphone	Beyerdynamic North America GMS-52	2		
1010	Plate - See Drawings for Details	Custom N/A	4		
1011	Server, 48 channels of I/O and 1 DSP card with AVB interface	Biamp Systems SERVER-IO AVB	1		
AV System Control and Power Functional Requirements * Refer to drawing TA603					
1012	omitted		0		
1013	Engine, Large capacity control	Crestron Electronics AV4	1		
1014	Panel, 10.1" Black desktop control touch	Crestron Electronics TS-1070-B-S	1		
1015	PDU, Power receptacle panel rack mount	Middle Atlantic Products PD-915R	1		
1016	Programming, GUI application	Crestron Electronics N/A	3		
1017	Relay, 15A controlled stand alone 2 outlet 120VAC power	Middle Atlantic Products RLM-15-1CA	1		
1018	Strip, 16 outlet 34" tall vertical power	Middle Atlantic Products PDT-1620C-NS	2		

The equipment listed on this page is for the Base Bid

SCHEDULE B-1					
CLIN	Item	Make/Model or Equivalent	Qty	Unit Price	Total Price
	Base Bid AV System Materials Subtotal (Base Bid)				
	Base Bid AV System Misc. Materials, Freight, Tax Subtotal (Base Bid)				
	Base Bid AV System Programming, Wiring, Installation, and Misc. Labor Subtotal (Base Bid)				
	Base Bid AV System System Subtotal (Base Bid)				
Base Bid AV System Summary (Base Bid)					
	Total Equipment/Material				
2000	Total Programming, Wiring, Installation, and Misc. Labor				
3000	OPTIONAL MAINTENANCE				
3001	Year 1			Warranty	
	Total Optional Maintenance				
4000	Fixed Price Line Item for Travel				
4001	Number of Trips x Cost per trip				
	TOTAL PRICE FOR SYSTEM				

The equipment listed on this page is for the Client Furnished Equipment

*Note: Items on these sheets are not included in the BASE BID and may or may not be awarded at time of bid. The cost quoted for bid on these items will be valid for ninety (90) days after the bid has been awarded.

SCHEDULE B-1

CLIN	Item	Make/Model or Equivalent	Qty	Unit Price	Total Price
Client Furnished Equipment					
AV System					
2nd FI Courtroom					
Audio System Functional Requirements * Refer to drawing TA601					
1019	Amplifier, 3-Channel 15 or 30W mixer power	TOA BG-130	1		
1020	Amplifier, 450 watt 4 channel 70v power	QSC Audio CX204V	1		
1021	Loudspeaker, 6" with built in transformer	JBL Professional Control 26CT	6		
1022	Loudspeaker, self contained desk 70V	JBL Professional Control 23T	3		
1023	Microphone, gooseneck	Audio-Technica U857Q	12		
1024	System, IR Emmitter with modulator and headset Assistive Listening	Williams AV WIR SYS 90 ADV-2 channel	1		
1025	System, Wireless handheld and microphone encrypted receiver	Shure Incorporated QLXD24/B58	1		
1026	Transmitter, Wireless microphone beltpack	Shure Incorporated QLXD1G50	1		
AV System Control and Power Functional Requirements * Refer to drawing TA603					
1027	Rack, assembled 36RU	HPE/Aruba HP 24516	1		
1028	Switch, 48-port 48G 740W PoE+ data	HPE/Aruba HP Aruba 2930F	1		
1029	UPS, 120V 1500VA rackmount	TrippLite SMART1500LCDXL	1		
	Client Furnished Equipment AV System Materials Subtotal (CFE)				
	Client Furnished Equipment AV System Misc. Materials, Freight, Tax Subtotal (CFE)				
	Client Furnished Equipment AV System Programming, Wiring, Installation, and Misc. Labor Subtotal (CFE)				
	Client Furnished Equipment AV System System Subtotal (CFE)				

The equipment listed on this page is for the Client Furnished Equipment

*Note: Items on these sheets are not included in the BASE BID and may or may not be awarded at time of bid. The cost quoted for bid on these items will be valid for ninety (90) days after the bid has been awarded.

SCHEDULE B-1

CLIN	Item	Make/Model or Equivalent	Qty	Unit Price	Total Price
Client Furnished Equipment AV System Summary (CFE)					
	Total Equipment/Material				
2000	Total Programming, Wiring, Installation, and Misc. Labor				
3000	OPTIONAL MAINTENANCE				
3001	Year 1			Warranty	
	Total Optional Maintenance				
4000	Fixed Price Line Item for Travel				
4001	Number of Trips x Cost per trip				
	TOTAL PRICE FOR SYSTEM				

GENERAL DRAWING NOTES

THESE NOTES APPLY TO ALL DRAWINGS IN THIS PACKAGE INCLUDING PLANS, SCHEDULES, FUNCTIONAL REQUIREMENTS AND DETAILS.

SEE SPECIFICATIONS SECTION AND EQUIPMENT LIST FOR ADDITIONAL INFORMATION.

FIELD VERIFY ALL EXISTING SITE CONDITIONS PRIOR TO ORDERING EQUIPMENT.

SYSTEM COMPONENTS SHOWN ON THE DRAWINGS DO NOT NECESSARILY REPRESENT ALL NECESSARY COMPONENTS FOR A COMPLETE WORKING SYSTEM. SEE SPECIFICATIONS FOR ADDITIONAL INFORMATION.

ALL DIMENSIONS AND MEASUREMENTS ARE IN MILLIMETERS UNLESS INDICATED OTHERWISE.

METRIC TO ENGLISH CONVERSION: 25.4MM = 1"

BUILDING TRADES CONDUIT SIZES			
MILLIMETER	INCH	MILLIMETER	INCH
16	1/2	63	2-1/2
21	3/4	78	3
27	1	91	3-1/2
35	1-1/4	103	4
41	1-1/2	129	5
53	2	155	6

(CFE) CLIENT FURNISHED EQUIPMENT

(OFCI) OWNER FURNISHED CONTRACTOR INSTALLED

(OFOI) OWNER FURNISHED OWNER INSTALLED

(PIA) PUBLIC INTERNET ACCESS

FUNCTIONAL REQUIREMENTS NOTES

THESE NOTES ONLY APPLY TO THE 'FUNCTIONAL REQUIREMENTS' DRAWINGS IN THIS PACKAGE.

FUNCTIONAL REQUIREMENTS DRAWINGS SHOW A TYPICAL WORKING SYSTEM. REFER TO SPECIFICATIONS SECTION AND EQUIPMENT LISTS TO DETERMINE THE ACTUAL REQUIRED COMPONENT EQUIPMENT.

FUNCTIONAL REQUIREMENTS DRAWINGS DO NOT REPRESENT EXACT SIGNAL TYPES OR WIRING. THE EQUIPMENT PROVIDED WILL DETERMINE THE TYPES OF SIGNALS. IT IS UP TO THE CONTRACTOR PRIOR TO BID TO ENSURE THAT EACH COMPONENT EQUIPMENT HAS COMPATIBLE SIGNALS OR PROVIDE SIGNAL CONVERTERS AS REQUIRED.

FUNCTIONAL REQUIREMENTS DRAWINGS LINETYPE INDICATES NEW/RE-WIRE EQUIPMENT OR WIRING UNDER THIS CONTRACT.

FUNCTIONAL REQUIREMENTS DRAWINGS LINETYPE INDICATES EXISTING EQUIPMENT OR WIRING THAT IS TO BE REUSED UNDER THIS CONTRACT.

FUNCTIONAL REQUIREMENTS DRAWINGS LINETYPE AND/OR LABELED AS (CFE) INDICATES COURT FURNISHED EQUIPMENT OR WIRING UNDER THIS CONTRACT.

FUNCTIONAL REQUIREMENTS DRAWINGS LINETYPE AND/OR LABELED AS AN ENCLOSURE OR A GROUP OF EQUIPMENT OR WIRING.

FUNCTIONAL REQUIREMENTS DRAWINGS LINETYPE AND/OR LABELED AS (FUTURE) INDICATES FUTURE EQUIPMENT OR WIRING NOT INCLUDED IN THIS CONTRACT.

SYMBOL SCHEDULE NOTES

THESE NOTES APPLY TO THE SYMBOL SCHEDULES IN THIS PACKAGE.

ONLY REFER TO THOSE SYMBOLS ON THE SCHEDULES THAT ARE SPECIFICALLY REFERENCED ON A FLOOR OR CEILING PLAN. SOME SYMBOLS MAY NOT APPEAR ANYWHERE ON A FLOOR OR CEILING PLAN.

THE 'PROVIDED EMPTY CONDUIT' COLUMNS IN THE SYMBOL SCHEDULES REPRESENT EMPTY CONDUIT THAT IS PROVIDED BY OTHERS AND IS SHOWN HERE FOR CONVENIENCE ONLY. UNLESS OTHERWISE NOTED.

PLATE DETAILS NOTES

THESE NOTES ONLY APPLY WHERE DETAILS OF PLATES ARE SHOWN.

FIELD VERIFY SIZE OF PLATE PRIOR TO FABRICATING AND PRINTING.

NOTE THAT SOME PLATES MAY BE PROVIDED BY OTHERS.

VISIBLE PLATES ARE TO BE OF A COLOR DETERMINED BY THE ARCHITECT OR BY THE CLIENT'S REPRESENTATIVE. PLATES THAT ARE LOCATED OUT OF SITE (INSIDE FLOOR BOXES, UNDER DESKS, ETC.) SHALL BE PLAIN STEEL UNLESS OTHERWISE DIRECTED. TEXT AND GRAPHICS ON PLATES SHALL BE ENGRAVED AND FILLED IN A HIGH CONTRASTING COLOR.

CONNECTORS SHOWN ARE FOR ILLUSTRATIVE PURPOSES ONLY. ACTUAL CONNECTORS MAY VARY. WHERE PLATES ARE SHOWN WITH CONNECTORS UNDER OTHER CONTRACTS, COORDINATE WITH THOSE CONTRACTORS TO PROVIDE A FINISHED PRODUCT EQUIVALENT TO THAT SHOWN HEREIN.

PUSH-BUTTON SWITCHES TO BE MOMENTARY ACTION, NOT LATCHING, AND SHALL BE ILLUMINATED WHEN CONDITION OF BUTTON LABEL IS TRUE. LETTER AT UPPER LEFT HAND OF BUTTON DENOTES COLOR OF LENS WHEN CONDITION OF BUTTON LABEL IS TRUE. (DO NOT ENGRAVE OR PRINT TOGGLE FUNCTION ON PLATE.) W = WHITE; R = RED; G = GREEN; B = BLUE; Y = YELLOW

SCALE: NONE

DRAWN BY: LB/RW/jds






































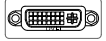
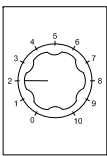

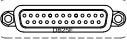
DATE: JULY 10, 2021

**2ND FLOOR COURTROOM
ALEXANDRIA, LOUISIANA
UNITED STATES BANKRUPTCY COURT**

THE ITEMS SHOWN ON THIS DRAWING ARE FOR SIGNAL FLOW REQUIREMENTS ONLY. ITEMS SHOWN MAY NOT BE REQUIRED OR ARE SHOWN IN PARTIAL QUANTITIES. REFER TO EQUIPMENT LIST IN SPECIFICATIONS AND DESIGN INTENT FLOOR AND CEILING PLANS FOR CONTRACT INCLUSIONS, QUANTITIES AND LOCATIONS.

TA001

CONNECTOR LEGEND

SYMBOL	DESCRIPTION	SYMBOL	DESCRIPTION	SYMBOL	DESCRIPTION
	XLR, 3-PIN FEMALE		SPEAKON, 4-POLE		9-PIN DB, FEMALE
	XLR, 3-PIN MALE		SPEAKON, 8-POLE		RJ45, UNSHIELDED
	XLR, 4-PIN FEMALE		1/4" TR PHONE, LOCKING		RJ45, SHIELDED
	XLR, 4-PIN MALE		1/4" TR PHONE		RJ45, LOCKING (XLR STYLE)
	XLR, 5-PIN FEMALE		1/4" TRS PHONE		FIBER (LC TYPE)
	XLR, 5-PIN MALE		3.5mm TRS		FIBER (ST TYPE)
	XLR, 6-PIN FEMALE		RCA		PHOENIX
	XLR, 6-PIN MALE		S-VIDEO, 4-PIN		USB TYPE A
	XLR, 7-PIN FEMALE		BNC		USB TYPE B
	XLR, 7-PIN MALE		15-PIN HD (VGA), FEMALE		PUSH BUTTON, SQUARE
	XLR 3-PIN-1/4" COMBO, FEMALE LOCKING		15-PIN HD (VGA), MALE		PUSH BUTTON, ROUND
	XLR, 3-PIN FEMALE, MINI		HDMI - Only captive type jacks shall be used.		TOGGLE SWITCH
	XLR, 4-PIN FEMALE, MINI		DVI		VOLUME CONTROL/ATTENUATOR
	XLR, 5-PIN FEMALE, MINI		25-PIN DB, FEMALE		


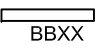
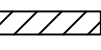








SCALE: NONE
 DRAWN BY: LB/RW/jds
 DATE: JULY 10, 2021

2ND FLOOR COURTROOM
 ALEXANDRIA, LOUISIANA
 UNITED STATES BANKRUPTCY COURT

THE ITEMS SHOWN ON THIS DRAWING ARE FOR SIGNAL FLOW REQUIREMENTS ONLY. ITEMS SHOWN MAY NOT BE REQUIRED OR ARE SHOWN IN PARTIAL QUANTITIES. REFER TO EQUIPMENT LIST IN SPECIFICATIONS AND DESIGN INTENT FLOOR AND CEILING PLANS FOR CONTRACT INCLUSIONS, QUANTITIES AND LOCATIONS.

TA002

FLOOR PLAN & REFLECTED CEILING PLAN SYMBOL LEGEND

	SYMBOL	DESCRIPTION	MOUNTING REQUIREMENTS	NOTES
EQUIPMENT ROOM		EQUIPMENT RACK(S)	EQUIPMENT RACK	C INSTALL ON CASTERS V VIDEO EQUIPMENT ONLY W WALL MOUNT
		EQUIPMENT BACKBOARD	FIRE RESISTANT PLYWOOD (BY OTHERS)	HOOK UP TO MULTIMEDIA BACKBONE, ETC. FROM THIS LOCATION. BBXX BACKBOARD DESIGNATION NUMBER
		INTERFACE PANEL	RACK MOUNT - FRONT AND/OR REAR	
SIGNAL DISTRIBUTION		POKE THRU	INSTALL CONNECTORS INSIDE BOX	(#) SEE PLATE DRAWINGS FOR SERVICE REQUIREMENTS AT EACH LOCATION B BUTTON/TOUCH CONTROL C UNDER CARPET CONNECTION POINT, UNDER CARPET WIRING, ADAPT CONNECTIONS AS NEEDED E EXISTING J-BOX OR FLOORBOX G GROMMET M MULTIPIN QUICK-RELEASE CONNECTOR P POKE THROUGH STYLE WIRING DEVICE, ADAPT PLATES AND CONNECTIONS AS NEEDED U PROVIDE WITH UMBILICALS AND/OR CABLE WHIPS ONLY
		ACTIVATED FLOOR BOX	INSTALL CONNECTORS INSIDE BOX - SPLIT BETWEEN LOW-VOLTAGE PARTITIONS	
		WALL PLATE	DOUBLE-GANG PLATE FLUSH IN WALL UNLESS OTHERWISE SPECIFIED	
		TABLE PLATE	NEAR WORKING SURFACE OF FURNITURE ABOVE/BELOW TABLE TOP IN SPECIAL HOUSING	
		UMBILICAL WITH CABLE-END CONNECTORS	ANCHOR UMBILICAL UNDER ACCESS FLOOR LEAVING LOOSE END CAPABLE OF REACHING FURNITURE WHICH CAN BE MOVED TO IT'S DESIGNATED LOCATIONS.	
SIGNAL CNTRL		PLATE W/ INDICATORS	PLATE FLUSH AT HEIGHT SPECIFIED	(#) SEE PLATE DRAWINGS FOR SERVICE REQUIREMENTS AT EACH LOCATION
MICROPHONES		FIXED BASE MICROPHONE	PERMANENTLY MOUNTED	X ANY COMBINATION BELOW A ARRAY TYPE B BENCH CONFERENCE C CEILING MOUNTED D DIRECTIONAL F FOLLOW-ME/STEERABLE H HANDHELD M MOVABLE R RECESSED IN CASEWORK OR FURNITURE S STAND MOUNTED V MOUNTED ON VERTICAL SURFACE W WIRELESS WHERE FURNITURE IS MOBILE, PROVIDE MULTI-CABLE "UMBILICAL" FOR CONNECTION TO FLOOR BOX OR WALL PLATE
		MOVABLE BASE MICROPHONE	PLUGS INTO MILLWORK JACK OR WALL PLATE	
		BOUNDARY MICROPHONE	PORTABLE OR MOUNTED	
		OVERHEAD MICROPHONE	HANGING/DROP-DOWN FROM CEILING. PROVIDE HOLLOW THREADED LAMP BASE WIRING SLEEVE WITH WASHERS AND NUT IN COLOR TO MATCH CEILING.	
		LAVALIER MICROPHONE	PROVIDE A TEN FOOT EXTENSION CABLE & A HOOK FOR STOWAGE UNDER COUNTERTOP.	





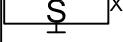
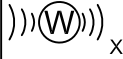







SCALE: NONE
 DRAWN BY: LB/RW/jds
 DATE: JULY 10, 2021

2ND FLOOR COURTROOM
 ALEXANDRIA, LOUISIANA
 UNITED STATES BANKRUPTCY COURT

THE ITEMS SHOWN ON THIS DRAWING ARE FOR SIGNAL FLOW REQUIREMENTS ONLY. ITEMS SHOWN MAY NOT BE REQUIRED OR ARE SHOWN IN PARTIAL QUANTITIES. REFER TO EQUIPMENT LIST IN SPECIFICATIONS AND DESIGN INTENT FLOOR AND CEILING PLANS FOR CONTRACT INCLUSIONS, QUANTITIES AND LOCATIONS.

TA003

FLOOR PLAN & REFLECTED CEILING PLAN SYMBOL LEGEND

	SYMBOL	DESCRIPTION	MOUNTING REQUIREMENTS	NOTES
LOUDSPEAKERS		LOUDSPEAKER	MOUNTED AT CEILING	X ANY COMBINATION BELOW A AMPLIFIER/LOUDSPEAKER COMBINATION B BRACKET MOUNT C SOUND ONLY FROM FAR END CODEC D SURFACE MOUNT LOUDSPEAKER E EXISTING LOUDSPEAKER TO BE REUSED F FLUSH MOUNT LOUDSPEAKER H PROVIDE WITH HEADPHONE CONNECTION I SPEAKER INTEGRATED INTO ANOTHER DEVICE M MASKING SOUND ON LOUDSPEAKER DURING SIDEBAR N ABOVE-CEILING NOISE MASKING SPEAKER P PAGING LOUDSPEAKER S ROOM SOUND ON LOUDSPEAKER MUTED DURING SIDEBAR T TAMPER-RESISTANT LOUDSPEAKER U USER PRESENTATION CONTENT Z ZONE FOR MIX MINUS
		LOUDSPEAKER	MOUNTED AT WALL	
		LOUDSPEAKER	MOUNTED AT HORIZONTAL SURFACE OF CASEWORK/MILLWORK	
		LOUDSPEAKER	MOUNTED AT VERTICAL SURFACE OF CASEWORK/MILLWORK	
		LOUDSPEAKER	MOUNTED AT VERTICAL SURFACE OF CASEWORK/MILLWORK	
WIRELESS DEVICES		WIRELESS DEVICE		X ANY COMBINATION BELOW A RADIO ANTENNA C CEILING MOUNTED F FLUSH MOUNT H MOUNTED AT HIDDEN LOCATION L LAN ACCESS POINT M MICROPHONE NETWORK P PUBLIC NETWORK W MOUNTED ON WALL
		IR EMITTER	FLUSH MOUNTED INSIDE ENCLOSED WALL CAVITY	ENSURE EMITTER HAS CLEAR PATH TO ALL LISTENING POSITIONS.
		IR EMITTER	SURFACE MOUNTED ON WALL OR CEILING	
CONTROL DEVICES		CONTROL TOUCH SCREEN	DESKTOP OR FLUSH MOUNTED	ROUTE ALL WIRING BACK TO EQUIPMENT BACKBOARD THROUGH CONDUIT OF PATHWAY PROVIDED
		BUILT-IN OR FREE-STANDING CONTROL DEVICES	FLUSH IN COUNTER TOP OR IN STAND-ALONE BACKBOX	X ANY COMBINATION BELOW A ATTORNEY CONTROL B BAILIFF CONTROL C COUNTDOWN / CLOCK D DEPUTY CONTROL F FLUSH MOUNT I INTERPRETER MAIN CONTROL J JUDGE CONTROL L LAW CLERK O OFE/CFE P PRISONER INTERCOM R COURT REPORTER CONTROL S ROUTER CONTROL SWITCH T TECHNICAL DIRECTOR V VOLUME CONTROL W WIRELESS
		PC OR MAC	CFE OR LOCATION SHOWN	
COUNTDOWN CLOCK		COUNTDOWN TIMER CLOCK	MOUNTED AT VERTICAL SURFACE OF WALL/CASEWORK/MILLWORK	X ANY COMBINATION BELOW B BRACKET MOUNTED F FLUSH MOUNTED P PARTIALLY RECESSED S SURFACE MOUNTED
		COUNTDOWN TIMER CLOCK	MOUNTED AT HORIZONTAL SURFACE OF CASEWORK/MILLWORK	






SCALE: NONE
 DRAWN BY: LB/RW/jds
 DATE: JULY 10, 2021

2ND FLOOR COURTROOM
 ALEXANDRIA, LOUISIANA
 UNITED STATES BANKRUPTCY COURT

THE ITEMS SHOWN ON THIS DRAWING ARE FOR SIGNAL FLOW REQUIREMENTS ONLY. ITEMS SHOWN MAY NOT BE REQUIRED OR ARE SHOWN IN PARTIAL QUANTITIES. REFER TO EQUIPMENT LIST IN SPECIFICATIONS AND DESIGN INTENT FLOOR AND CEILING PLANS FOR CONTRACT INCLUSIONS, QUANTITIES AND LOCATIONS.

TA004

FLOOR PLAN & REFLECTED CEILING PLAN SYMBOL LEGEND

	SYMBOL	DESCRIPTION	MOUNTING REQUIREMENTS	NOTES
VIDEO SOURCE DEVICES		LAPTOP OR TABLET	CFE OR LOCATION SHOWN	X ANY COMBINATION BELOW A ATTORNEY C COUNTDOWN / CLOCK D DEPUTY F FLUSH MOUNT J JUDGE L LAW CLERK O OFE/CFE R COURT REPORTER T TECHNICAL DIRECTOR W WIRELESS
		PC OR MAC		
		EVIDENCE CAMERA		X ANY COMBINATION BELOW B BRACKET MOUNTED C CEILING MOUNTED D DESKTOP F FLUSH IN CEILING P PULLOUT S SURFACE MOUNTED
LECTERNS		PRIMARY LECTERN LOCATION		SEE FUNCTIONAL REQUIREMENTS DRAWINGS FOR CONTENTS OF LECTERNS X ANY COMBINATION BELOW F FIXED IN PLACE O ORAL LECTERN P PRESENTATION LECTERN
		ALTERNATE LECTERN LOCATION(S)		











SCALE: NONE
 DRAWN BY: LB/RW/jds
 DATE: JULY 10, 2021

2ND FLOOR COURTROOM
 ALEXANDRIA, LOUISIANA
 UNITED STATES BANKRUPTCY COURT

THE ITEMS SHOWN ON THIS DRAWING ARE FOR SIGNAL FLOW REQUIREMENTS ONLY. ITEMS SHOWN MAY NOT BE REQUIRED OR ARE SHOWN IN PARTIAL QUANTITIES. REFER TO EQUIPMENT LIST IN SPECIFICATIONS AND DESIGN INTENT FLOOR AND CEILING PLANS FOR CONTRACT INCLUSIONS, QUANTITIES AND LOCATIONS.

TA005

FLOOR PLAN & REFLECTED CEILING PLAN SYMBOL LEGEND

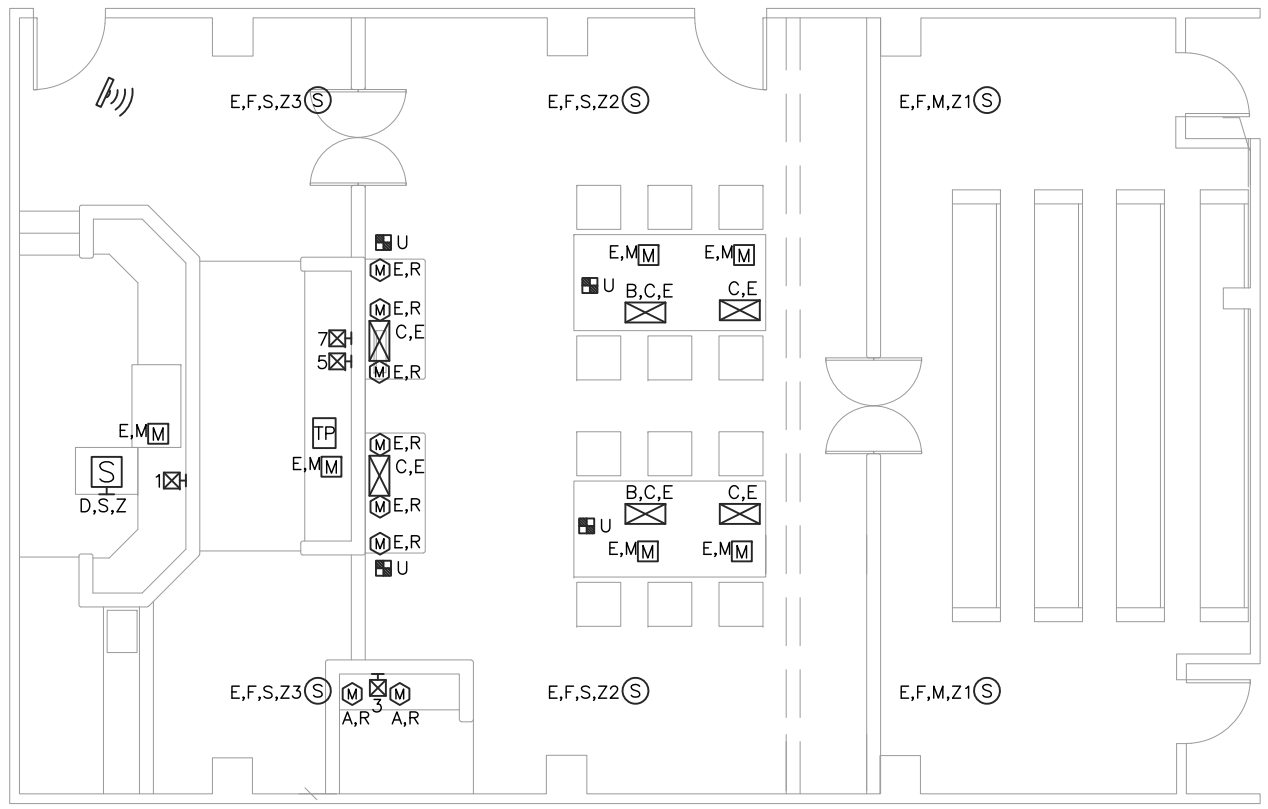
	SYMBOL	DESCRIPTION	MOUNTING REQUIREMENTS	NOTES
CAMERA COVERAGE		CAMERA	SURFACE MOUNTED	X ANY COMBINATION BELOW A CAMERA FOCUS ON ATTORNEY B PROVIDE PHYSICAL VIEW BARRIER AS REQ'D SO THAT NO SHOTS OF JURORS ARE POSSIBLE C CEILING MOUNTED J CAMERA FOCUS ON JUDGE L CAMERA FOCUS ON LECTERN M U.S. MARSHAL'S CAMERA, PROVIDED & INSTALLED BY U.S. MARSHAL. NOT IN THIS CONTRACT. SHOWN FOR INFORMATIONAL & COORDINATION PURPOSES P P/T/Z W CAMERA FOCUS ON WITNESS
		CAMERA	SURFACE MOUNTED INSIDE CAVITY	
MONITORS & DISPLAYS		FLAT PANEL	DESKTOP MODEL	X ANY COMBINATION BELOW A ANNOTATION INPUT MONITOR B BRACKET MOUNT C CONTROL COMPUTER D DUAL INPUT E(#) EVIDENCE DISPLAY SHOWING NEAR OR FAR END WITH PUBLISHING ZONE NUMBER F FLUSH MOUNT G GIMBAL/ADJUSTABLE MOUNT H CELL DISPLAY MONITOR WITH PROGRAM AUDIO I INTERPRETER'S VIEW K KNUCKLE MOUNT L LOCAL COMPUTER M WITH SOUND MASKING N NTSC BASEBAND O ON OPERABLE DISPLAY LIFT P PC ONLY Q QUEUING MONITOR R RESTRICTED ANGLE OVERLAY S STAND OR POST MOUNT T TOGGLE AT MAIN CONTROL PANEL TO SHOW EVIDENCE OR VTC U USER PRESENTATION CONTENT V VIDEO CONFERENCE REMOTE PEOPLE ONLY W WALL MOUNT X LARGE FORMAT DISPLAY Y TV
		FLAT PANEL	WALL OR CEILING MOUNT	
		FLAT PANEL	ON MOBILE CART WITH UMBILICAL	
		FLAT PANEL	ON SLIDING STAND	
		FLAT PANEL	IN RECESSED CAVITY	
VIDEO PROJECTION		VIDEO PROJECTOR	POSITIONED INSIDE CAVITY	ADJUST STOPS UNDER THIS CONTRACT FOR BEST PICTURE
		VIDEO PROJECTOR	ON CEILING MOUNT	
		PROJECTION SCREEN	LOW VOLTAGE CONTROL WIRING ONLY	

SCALE: NONE
 DRAWN BY: LB/RW/jds
 DATE: JULY 10, 2021

2ND FLOOR COURTROOM
 ALEXANDRIA, LOUISIANA
 UNITED STATES BANKRUPTCY COURT

THE ITEMS SHOWN ON THIS DRAWING ARE FOR SIGNAL FLOW REQUIREMENTS ONLY. ITEMS SHOWN MAY NOT BE REQUIRED OR ARE SHOWN IN PARTIAL QUANTITIES. REFER TO EQUIPMENT LIST IN SPECIFICATIONS AND DESIGN INTENT FLOOR AND CEILING PLANS FOR CONTRACT INCLUSIONS, QUANTITIES AND LOCATIONS.

TA006



FLOOR PLAN FOR VIDEO AND CONTROL DEVICES

SCALE: 1:100
 DRAWN BY: LB/RW/jds
 DATE: JULY 10, 2021

2ND FLOOR COURTROOM
 ALEXANDRIA, LOUISIANA
 UNITED STATES BANKRUPTCY COURT

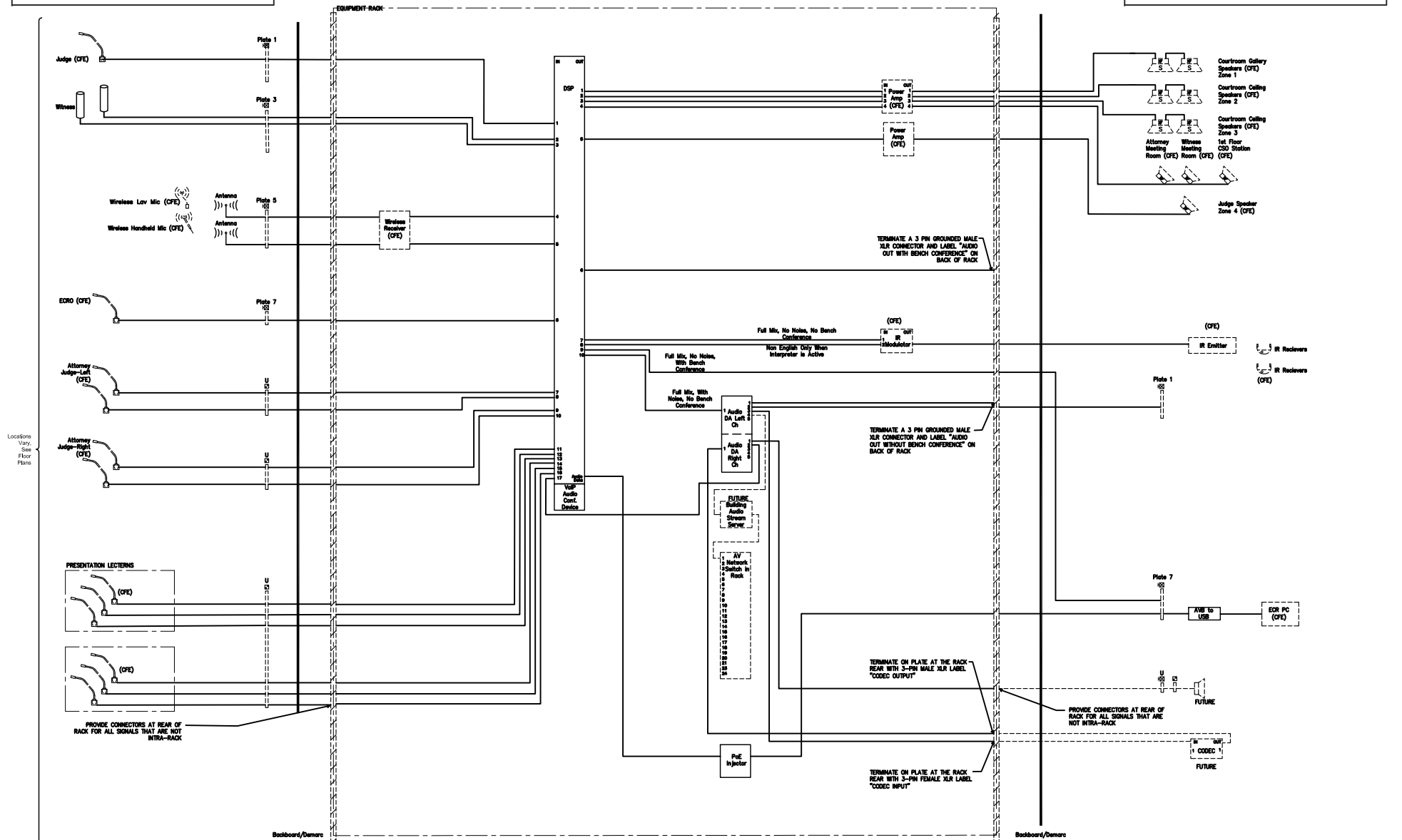
THE ITEMS SHOWN ON THIS DRAWING ARE FOR SIGNAL FLOW REQUIREMENTS ONLY. ITEMS SHOWN MAY NOT BE REQUIRED OR ARE SHOWN IN PARTIAL QUANTITIES. REFER TO EQUIPMENT LIST IN SPECIFICATIONS AND DESIGN INTENT FLOOR AND CEILING PLANS FOR CONTRACT INCLUSIONS, QUANTITIES AND LOCATIONS.

TA101

THIS IS NOT A
WIRING DRAWING

PROPERTY OF THE UNITED STATES GOVERNMENT. FOR OFFICIAL USE ONLY.
DO NOT REMOVE THIS NOTICE. PROPERLY DESTROY DOCUMENTS WHEN NO LONGER NEEDED.

SEE FLOOR PLANS FOR
LOCATIONS



AUDIO SYSTEM FUNCTIONAL REQUIREMENTS

SCALE: NONE
DRAWN BY: LB/RW/jds
DATE: JULY 10, 2021

2ND FLOOR COURTROOM
ALEXANDRIA, LOUISIANA
UNITED STATES BANKRUPTCY COURT

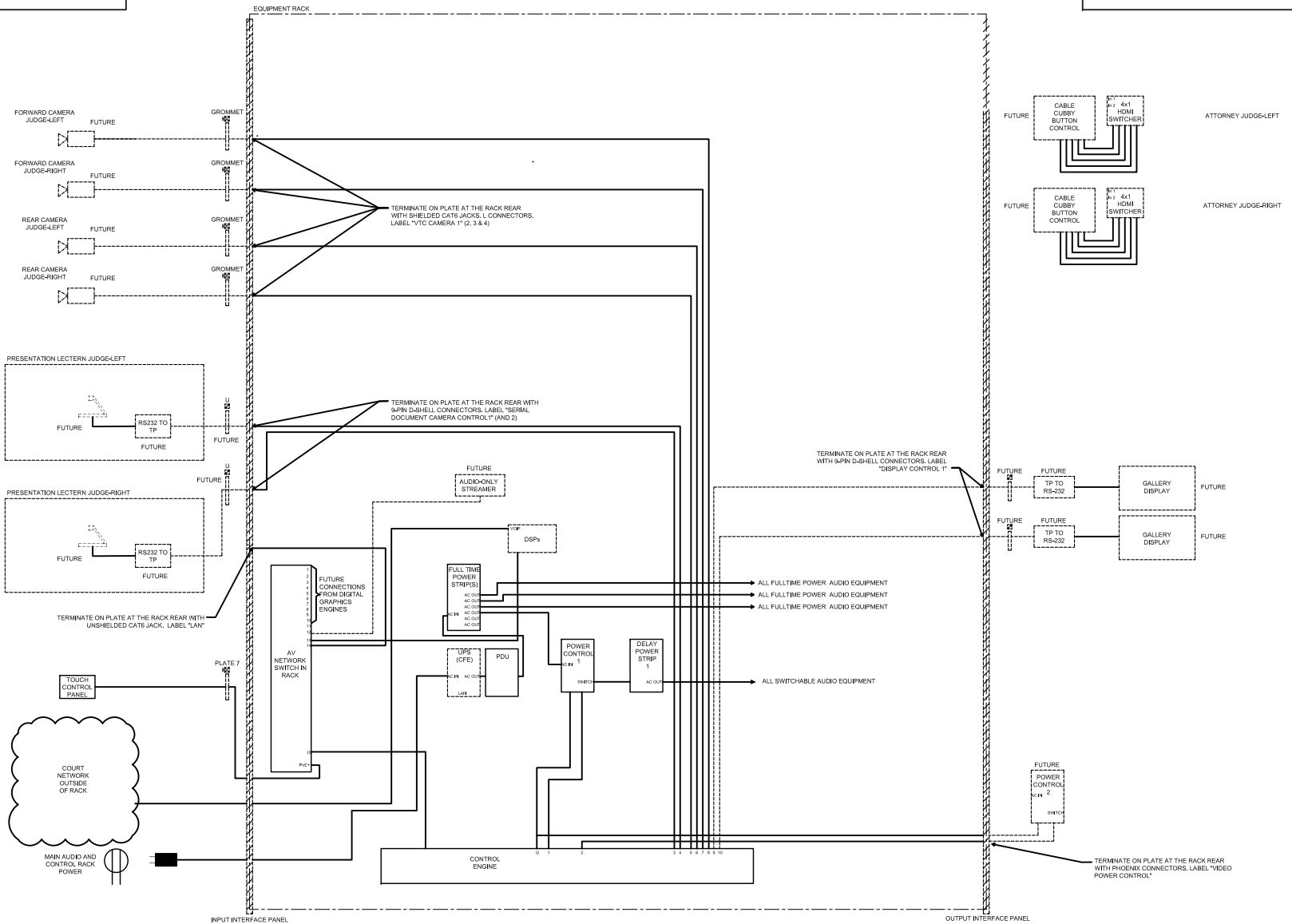
THE ITEMS SHOWN ON THIS DRAWING ARE FOR SIGNAL FLOW REQUIREMENTS ONLY. ITEMS SHOWN MAY NOT BE REQUIRED OR ARE SHOWN IN PARTIAL QUANTITIES. REFER TO EQUIPMENT LIST IN SPECIFICATIONS AND DESIGN INTENT FLOOR AND CEILING PLANS FOR CONTRACT INCLUSIONS, QUANTITIES AND LOCATIONS.

TA601

**THIS IS NOT A
WIRING DRAWING**

PROPERTY OF THE UNITED STATES GOVERNMENT. FOR OFFICIAL USE ONLY.
DO NOT REMOVE THIS NOTICE. PROPERLY DESTROY DOCUMENTS WHEN NO LONGER NEEDED.

**SEE FLOOR PLANS
FOR LOCATIONS**



AV SYSTEM CONTROL & POWER FUNCTIONAL REQUIREMENTS

SCALE: NONE
DRAWN BY: LB/RW/jds
DATE: JULY 10, 2021

**2ND FLOOR COURTROOM
ALEXANDRIA, LOUISIANA
UNITED STATES BANKRUPTCY COURT**

THE ITEMS SHOWN ON THIS DRAWING ARE FOR SIGNAL FLOW REQUIREMENTS ONLY. ITEMS SHOWN MAY NOT BE REQUIRED OR ARE SHOWN IN PARTIAL QUANTITIES. REFER TO EQUIPMENT LIST IN SPECIFICATIONS AND DESIGN INTENT FLOOR AND CEILING PLANS FOR CONTRACT INCLUSIONS, QUANTITIES AND LOCATIONS.

TA603